



WALPOLE YACHT CLUB  
**IN THE TREES REGATTA**

Labour Day Long Weekend

March 2-3rd 2024

# **SAILING INSTRUCTIONS**

Organising Authority is the Walpole Yacht Club Inc.



## 1. Rules

- 1.1 The regatta will be governed by the Rules as defined in The Racing Rules of Sailing (RRS), the Australian Sailing Special Regulations and the rules of the respective Classes except where changed as follows:-
  - 1.1.1 Rule 40 is added to with the following:- All crew sailing in "Off the Beach Boats" and crew below the age of 15 on keel/cruiser boats shall wear a Personal Flotation Device (PFD) whilst afloat.
  - 1.1.2 Rule 41 is changed so that juniors may receive coaching, whilst racing, from Coaches endorsed by the Organising Authority.
  - 1.1.3 Rule 44.1 is changed so that the Two-Turns penalty is replaced by the One-Turn Penalty.
- 1.2 All competing yachts shall conform to the safety requirements of Australian Sailing Special Regulations Part 1 (Cat. 7) or Part 2.
- 1.3 Arbitration shall apply as detailed in these Sailing Instructions.
- 1.4 Discretionary Penalties will apply to those SI's marked with a "DP". The penalty for a breach of those Rules may, at the discretion of the protest committee, be less than disqualification.
- 1.5 Boats are required to have "Bow Numbers" affixed to both sides of the boat and close to the bow as shown in Attachment D. A set of Numbers will be supplied by the Organising Authority and it is the competitor's responsibility to correctly apply the numbers in the correct position and ensure they remain affixed for the duration of the regatta and clearly visible to Race Management vessels. "DP".

## 2. Notice to competitors

- 2.1 Notices to competitors will be posted on the official notice board located at the Regatta Desk adjacent to the parking area at Coalmine Beach.

## 3. Changes to Sailing Instructions

- 3.1 Any change to the Sailing Instructions will be posted 60 minutes before the first warning signal on the day it will take effect, except that any change to the schedule of races will be posted by 1800 on the day before it will take effect.

## 4. Signals Made Ashore

- 4.1 Signals made ashore will be displayed from the flagstaff at West Coalmine Beach front launching area.
- 4.2 When flag "AP" is displayed ashore '1 minute' is replaced by 'not less than 15 minutes' in race signal AP.

## 5. Schedule of Races & Events

Friday 1 <sup>st</sup> March	
1700 - 1900	EARY REGISTRATION Regatta Headquarters - West Coalmine Picnic Area <i>Assigning Bow Numbers</i>

Saturday 2 <sup>nd</sup> March - Racing	
0900 - 1030	REGISTRATION & SIGN ON Regatta Headquarters - West Coalmine Picnic Area <i>Assigning Bow Numbers</i>
1100	Volunteers Briefing. On-water and On-Land Safety
1130	Welcome & Competitors Briefing
1300	First Warning Signal (allocated 3 races running back to back)

## Sunday 3<sup>rd</sup> March - Racing

0830	Volunteers Briefing. On-water and On-Land Safety
0845	Competitors Briefing
1015	First Warning Signal (allocated 2-3 races running back to back)
1700 onwards	Presentation and Results. Regatta Headquarters - West Coalmine Picnic Area BYO BBQ - Informal gathering Presentations commencing at 1745

- 5.1 The regatta will consist of up to 5 races.
- 5.2 The intention is to run three races back to back Saturday afternoon and allocating two-three races back to back on Sunday.

### 6 Racing Area

- 6.1 East Nornalup Inlet in front of Coalmine Beach.
- 6.2 Small Pink buoys located in the inlet are an indication of water depth of approximately two metres or less.

### 7 The Courses

- 7.1 The course layouts (Attachment A) indicate the approximate wind directions and (Configuration A, B, C and D) with the order in which marks are to be passed, and the side on which each mark is to be left.
- 7.2 The configuration to be used for the race session shall be indicated at the competitors briefing.
- 7.3 Should the wind direction be different to the approximate direction shown in Attachments A, B, C and D, the configuration will be adjusted to best fit the breeze direction before the start.
- 7.4 The course number to be sailed will be indicated for Course 1 by a red number 1 on a white flag on the Race Committee Start Boat, as shown in Attachment B, or for Course 2 a white number 2 on a blue flag.
- 7.5 Boats will be allocated to Divisions by the Organising Authority and each Division will be allocated to sail either the Pink or Orange course. Boats shall sail in their allocated Division and complete the allocated course as shown in Clause 12.
- 7.6 No changes to the course will be made during a race but may be changed between races.

### 8 Marks

- 8.1 Rounding marks will be orange or pink inflatable buoys dependant on Course allocated to each particular Division.
- 8.2 Pin end buoy at the start line will be orange with black horizontal stripes.
- 8.3 Pin end buoys at the finish lines on either side of the finish boat will be orange with blue crosses for the Divisions sailing the Orange course, and pink with blue vertical stripes for the Divisions sailing the Pink course

### 9 Divisions

- 9.1 All boats have been allocated to a Division based on either their class or type of boat and their relative speed.
- 9.2 The Division to which a boat has been allocated is listed on the SIGN-ON sheets at the Regatta Desk.
- 9.3 All boats are to be aware of the Course Colour they have been allocated and be aware of the course they will be sailing.
- 9.4 The Trailer Sailer Division, is a jib and main only (no spinnakers) fleet.

## 10 Signing On and Off

- 10.1 All boats must SIGN ON and verify that their boat and crew details are correct prior to the start of the first race on day one, and again prior to the first race on day two.
- 10.2 All boats must correct any errors in the details, as well as notifying the registration desk or chief warden of corrections.
- 10.3 Crossing the finish line on the last race of each day will be a boat's SIGN-OFF for the day, however boats are required to retire if not starting in any subsequent race after the first race each day.

## 11 Retiring

- 11.1 A boat which retires from a race shall notify either a support boat or the Chief Warden ashore as soon as possible.
- 11.2 A boat returning to racing after retiring must notify the Chief Warden ashore that they are doing so.

## 12 Allocated Division and course colour

<b>DIVISION</b>	<b>COURSE</b>	<b>INDICATIVE BOAT CLASSES</b>
<b>1</b>	<b>ORANGE</b>	<b>SMALL DINGHY:</b> Int. 2.4, Optimist, Pelican, RS Feva
<b>2</b>	<b>ORANGE</b>	<b>OGA/TRAILER SAILER:</b> OGA type boats, Cole 23, Gaff Rigged Wildfire
<b>3</b>	<b>ORANGE</b>	<b>MIRROR:</b> Mirror
<b>4</b>	<b>PINK</b>	<b>SABRE/SHARK:</b> Sabre/Shark
<b>5</b>	<b>PINK</b>	<b>WINDRUSH CATS:</b> Windrush Cat, Sloop & Super Sloop, Hobie 14 Turbo
<b>6</b>	<b>ORANGE</b>	<b>MEDIUM DINGHY:</b> 125, 420, JS4.9, Lowrider Moth, RS-Aero7
<b>7</b>	<b>PINK</b>	<b>LARGE CATS:</b> Hobie 16, Nacra 14sq, Nacra 16sq
<b>8</b>	<b>PINK</b>	<b>LARGE DINGHY/FOIL:</b> 505, Sharpie, Foiling Moth
<b>9</b>	<b>ORANGE</b>	<b>ILCA:</b> ILCA 4, 6 & 7

- 12.1 The Principal Race Officer may change the starting sequence of Divisions as the Regatta progresses.

## 13 The Start

- 13.1 Races will be started in accordance with RRS 26.
- 13.2 The warning signal for each Division is a white flag with a black Division number hoisted on a mast on the Race Committee start boat (Attachment B)
- 13.3 Additional red flags to the starting sequence in RRS 26 are intended to assist with timing.
- 13.4 Start sequence signals:-

<b>MINUTES BEFORE START</b>	<b>VISUAL SIGNAL</b>	<b>SOUND SIGNAL</b>	<b>MEANING</b>
<b>5</b>	Division No. UP	One	Warning signal
<b>4</b>	Preparatory flag UP	One	Preparatory signal
<b>3</b>	3 Red flags shown (timing only)		3 minutes to start
<b>2</b>	2 Red flags shown (timing only)		2 minutes to start
<b>1</b>	1 Red flag shown (timing only)		1 minutes to start
<b>1</b>	Preparatory flag DOWN	One	1 minute to start
<b>0</b>	Division No. & Red flag DOWN	One	START

- 13.5 To alert boats that a sequence of races will begin soon, an orange flag will be displayed on the Race Committee start boat with one sound at least five minutes before a warning signal will be displayed. Start Boat configuration is shown in Attachment B.
- 13.6 The start line will be a line between the staff displaying an Orange flag on the Race Committee Start boat and a buoy with orange and black horizontal stripes at the Port end.
- 13.7 Boats whose Warning Signal has not been made shall keep clear of the starting area, and of boats whose Warning Signal has been made. **"DP"**.
- 13.8 A boat starting later than 4 minutes after her starting signal will be scored as Did Not Start. This changes Rule A4
- 13.9 In the event of a general recall, the warning signal for a re-start of the recalled Division shall be 5 minutes after their start. Succeeding Divisions shall follow the new start. This changes Rule 29.2.
- 13.10 A white buoy will be attached to the transom of the Race Committee Start Boat and boats shall not pass between this buoy and the Start boat. The buoy shall be considered part of the Start Boat.

#### 14 The Finish

- 14.1 A Race Committee boat in position for a finish will be indicated by a Blue flag. Finish Boat configuration is shown in Attachment C.
- 14.2 The two finishing lines will be both sides of the finishing boat between staffs displaying Blue flags on the Race Committee boat and an orange buoy with blue crosses for the Divisions sailing the Orange course, and a Pink buoy with blue vertical stripes for the Divisions sailing the Pink course.
- 14.3 Red Buoys will be attached to the transom of the Race Committee Finish Boat and boats shall not pass between these buoys and the Finish boat. The buoys shall be considered part of the Finish Boat.
- 14.4 Except when finishing, boats shall not sail through the Finish Line in either direction whilst the Race Committee boat is displaying a Blue flag, unless completing a penalty under Rule 44.2 or after correcting an error made at the finishing line under Rule 28.1. **"DP"**.

#### 15 Time Limit

- 15.1 All boats failing to finish within fifteen (15) minutes after the first boat in their Division sails the course and finishes may be scored Did Not Finish (DNF). This changes Rule 35, A4 and A5
- 15.2 Boats sailing in Divisions with mixed fleets may have their finishing times extended at the discretion of the Race Committee.

#### 16 Protests and Requests for Redress

- 16.1 Protest forms are available at the Regatta Desk.
- 16.2 Protests, requests for redress or reopening shall be delivered to the Chief Warden within one hour of the finishing time of the last boat in the last race of the day for its Division, this changes Rule 61.3.
- 16.3 Notices will be posted no later than 30 minutes after the protest time limit to inform competitors of hearings in which they are parties or named as witnesses. Hearings will be held at a nominated protest area at the time posted.

#### 17 Arbitration

- 17.1 Rule 44.1 is changed to permit a boat that has broken a Rule of Part 2, Part 4 or Rule 31 to take a penalty after racing but prior to any protest hearing. Her penalty shall be a scoring penalty equal to a finishing place mid-way between the boat's actual finishing place and the score for a disqualification. Half points shall be disregarded and the points of other boats shall not be adjusted.
- 17.2 An arbitration hearing will be conducted for all protests lodged in accordance with rule 61 which allege an infringement of a Rule of Part 2, Part 4 or Rule 31. Such hearings will be held subsequent to the protest being lodged and prior to the protest hearing.
- 17.3 The time and place of the arbitration hearing will be decided by the Arbitrator and such advice may be given verbally. One representative of each boat will attend the arbitration hearing and no witnesses will be allowed. The Arbitrator will decide the manner in which testimony is given.
- 17.4 After taking testimony, the Arbitrator will make one of the following conclusions:

- 17.4.1 The protest does not comply with Rule 61 and the protester should withdraw the protest.
- 17.4.2 The matter shall proceed to a protest hearing. This may be because Rules not suited to arbitration may be involved or because evidence is too complex or divergent or because injury, serious damage or a significant advantage may have occurred or because of the apparent severity of the alleged infringement or for any other reason decided by the arbitrator.
- 17.4.3 No Rule was broken and the protester should withdraw the protest.
- 17.4.4 A Rule was broken by one or more of the boats involved, the infringing boat(s) may accept a scoring penalty as detailed above and if so accepted, the protester should withdraw the protest.
- 17.4.5 An arbitration hearing shall not be re-opened. No conclusion of an Arbitrator shall be subject to appeal or be grounds for redress
- 17.5 Should the protest proceed to a protest hearing then the Arbitrator may be a member of the Protest Committee. Any evidence given by an Arbitrator during a protest hearing shall be given only in the presence of the parties to the hearing.

## 18 Scoring

- 18.1 The low point scoring system Rule A 4 shall apply.
- 18.2 Two races are required to be completed to constitute a series.
- 18.3 When fewer than four races have been completed, a boat's series score shall be the total of her race scores.
- 18.4 When four or more races are completed, a boat's series score will be the total of her race scores excluding her worst score.
- 18.5 For single class Divisions scoring will be for both across the line placings and handicap placings.
- 18.6 For mixed class Divisions scoring will be for handicap placings only.
- 18.7 A boats starting handicap will be the back calculated yardstick, calculated after the first two races and recalculated after each subsequent race.

## 19 Change of sail number

- 19.1 If a boat changes its sail number then a "CHANGE OF SAIL NUMBER" form (available at Regatta Desk) is to be submitted to the Regatta Desk.

## 20 Equipment and Measurement Checks 'DP'.

- 20.1 Measurement and equipment checks and inspections may be carried out at any time to ensure boats meet Class Rules, Clause 1.2 of these Sailing Instructions.

## 21 Support Boats 'DP'.

- 21.1 Coaches or other support personnel shall register their vessel with the Organising Authority. They shall remain outside the area where boats are racing from the time of the Warning Signal for the first start of the day until all boats have finished all races for that session (unless assisting a boat in distress or standing by a capsized boat).
- 21.2 Junior sailors may receive on water coaching during racing from Coaches appointed by the Organising Authority.

## 22 Radio Communication "DP".

- 22.1 Except in an emergency, a boat shall neither make radio transmissions while racing nor receive radio communications not available to all boats. This restriction also applies to mobile phones.
- 22.2 Boats, including Trailer Sailors who have radios are encouraged to monitor the regatta radio Channel and 16 for safety reasons.

## 23 Trophies and Pennants

- 23.1 Pennants will be awarded for each Division heat on 1st, 2nd, 3rd handicap and fastest.
- 23.2 Handicap Trophies will be awarded at the end of the regatta for 1st, 2nd, 3rd on overall results.

23.3 Championship Trophies will be awarded in single class Divisions (more than 10 competitors) for 1st, 2nd, 3rd overall.

23.4 Perpetual Trophies will be awarded to specific class divisions.

#### 24 Disclaimer of Liability

24.1 Competitors participate in the regatta entirely at their own risk. See Racing Rules of Sailing - Rules 3 & 4. The organising authority will not accept any liability for material damage or personal injury or death sustained in conjunction with or prior to, during or after the regatta.

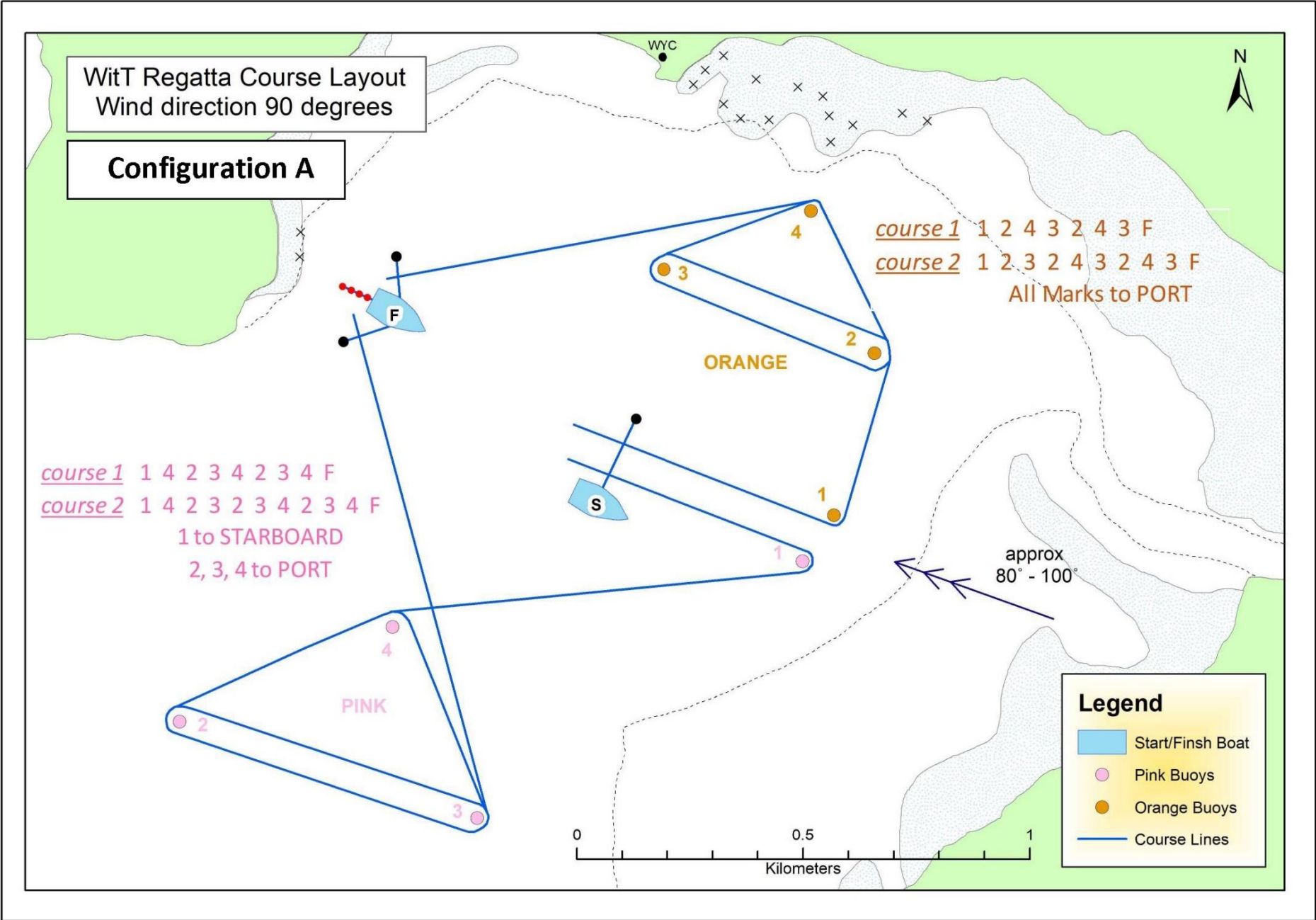
#### 25 Insurance

25.1 Each participating boat shall be insured with valid third party liability insurance with a minimum cover of not less than AUD\$5million (recommended \$10million) for any one incident or the equivalent, for the duration of this regatta. By signing the Entry Form, competitors have made a declaration that they have such cover.

---

---

# Attachment A



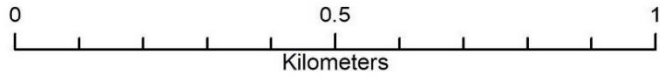


WitT Regatta Course Layout  
Wind direction 180 degrees

**Configuration B**

course 1 1 4 2 3 4 2 3 4 F  
course 2 1 4 2 3 2 3 4 2 3 4 F  
 1 to STARBOARD  
 2, 3, 4 to PORT

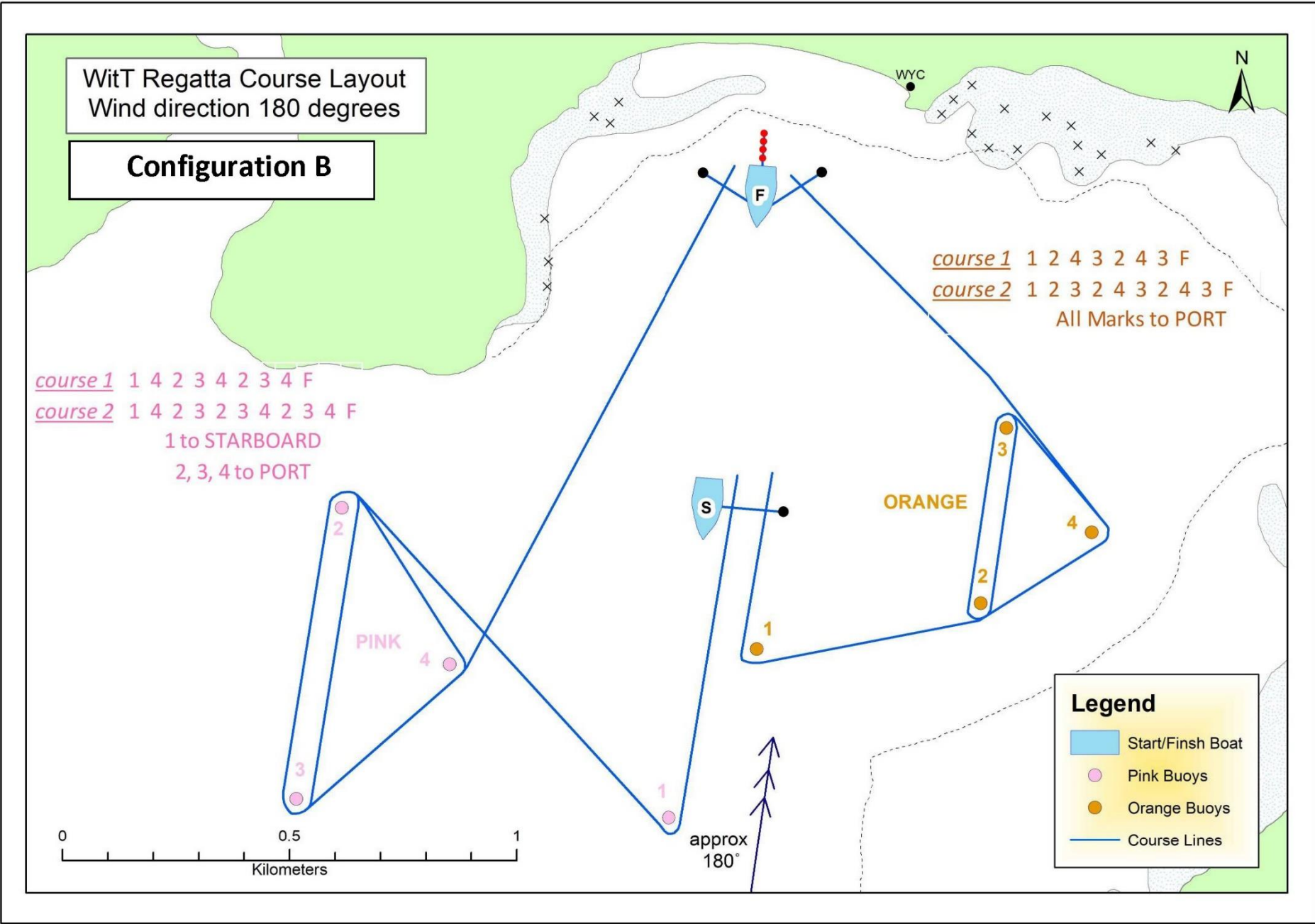
course 1 1 2 4 3 2 4 3 F  
course 2 1 2 3 2 4 3 2 4 3 F  
 All Marks to PORT



approx  
180°

**Legend**

- Start/Finsh Boat
- Pink Buoys
- Orange Buoys
- Course Lines



WitT Regatta Course Layout  
Wind direction 270 degrees

**Configuration C**

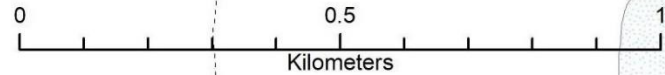
course 1 1 4 2 3 4 2 3 4 F  
course 2 1 4 2 3 2 3 4 2 3 4 F  
 1 to STARBOARD  
 2, 3, 4 to PORT

course 1 1 2 3 1 2 3 4 F  
course 2 1 2 3 1 2 1 2 3 4 F  
 All to PORT

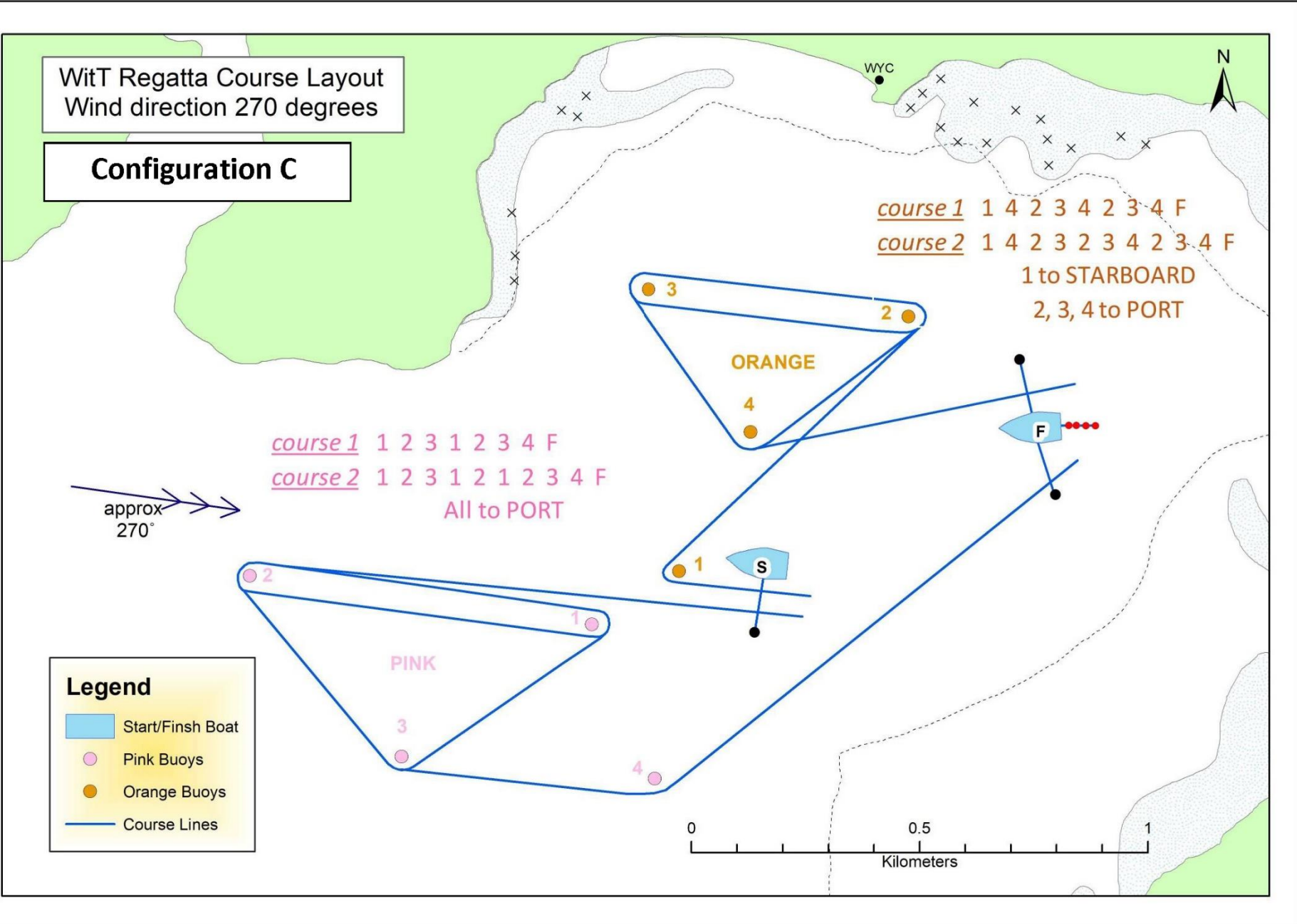
approx  
270°

**Legend**

-  Start/Finsh Boat
-  Pink Buoys
-  Orange Buoys
-  Course Lines



WYC



WitT Regatta Course Layout  
Wind direction 360 degrees

**Configuration D**

approx  
360°

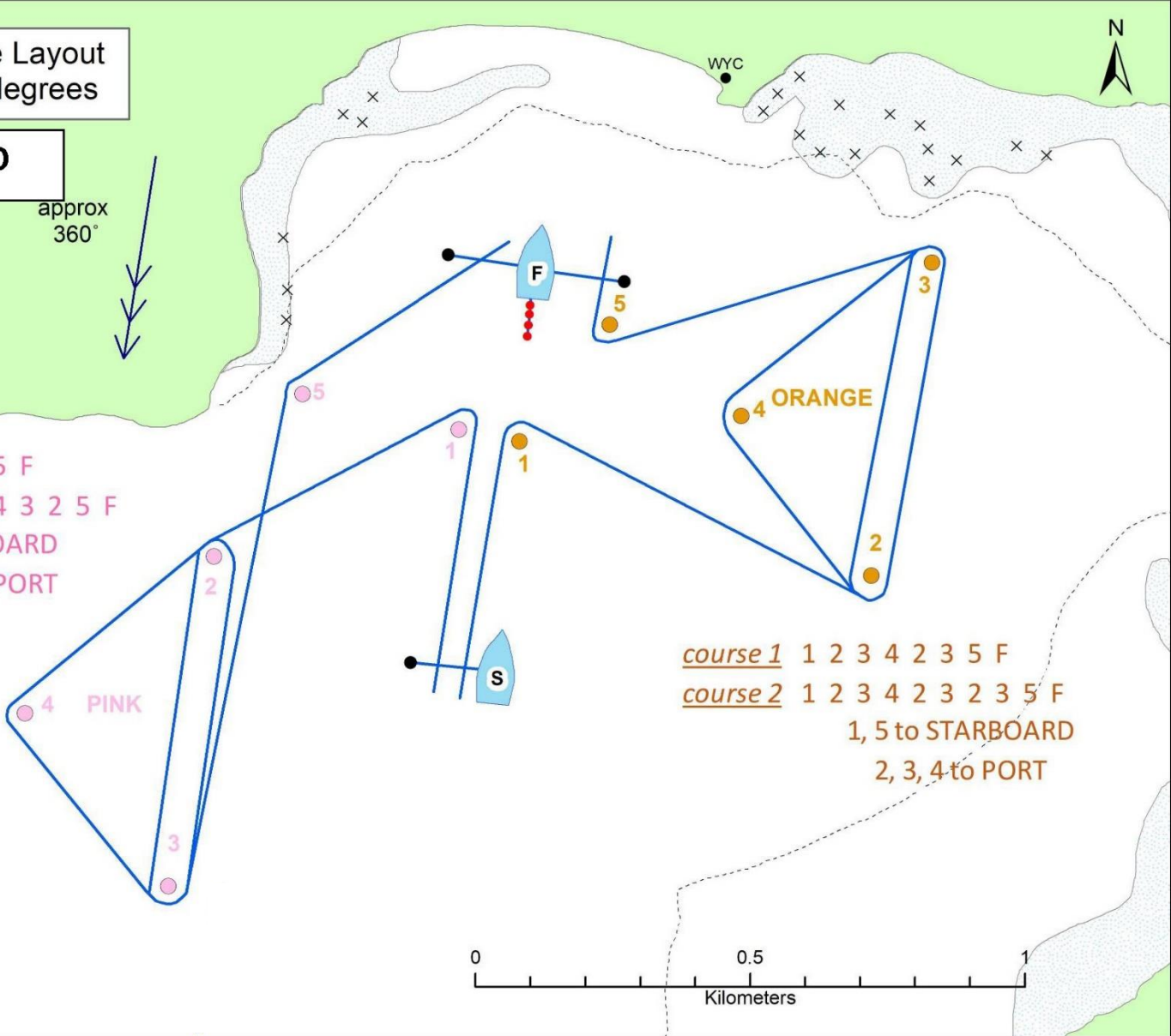
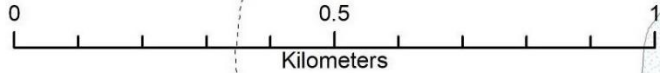


*course 1* 1 2 4 3 2 3 2 5 F  
*course 2* 1 2 4 3 2 3 2 4 3 2 5 F  
5 to STARBOARD  
1, 2, 3, 4 to PORT

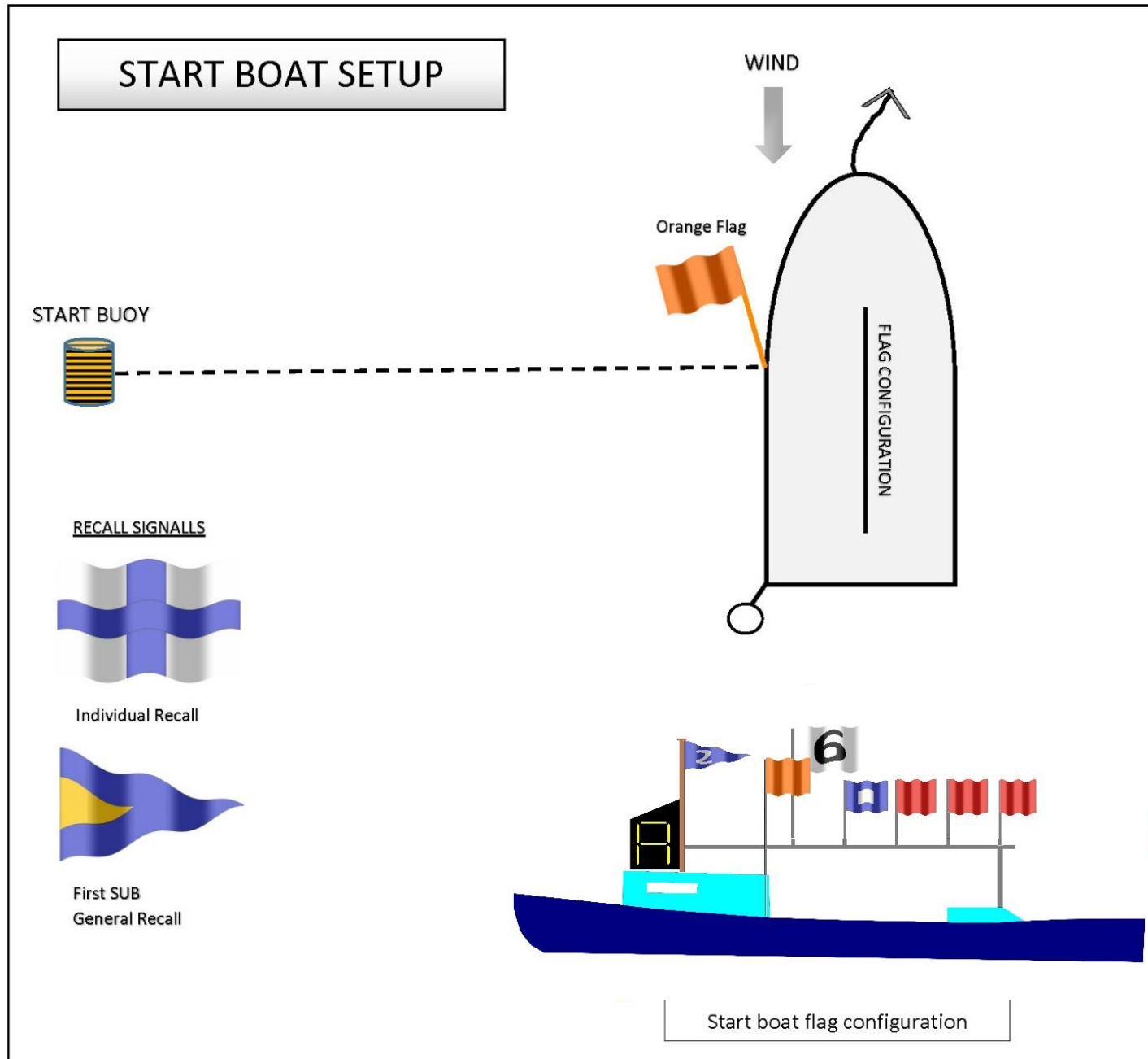
*course 1* 1 2 3 4 2 3 5 F  
*course 2* 1 2 3 4 2 3 2 3 5 F  
1, 5 to STARBOARD  
2, 3, 4 to PORT

**Legend**

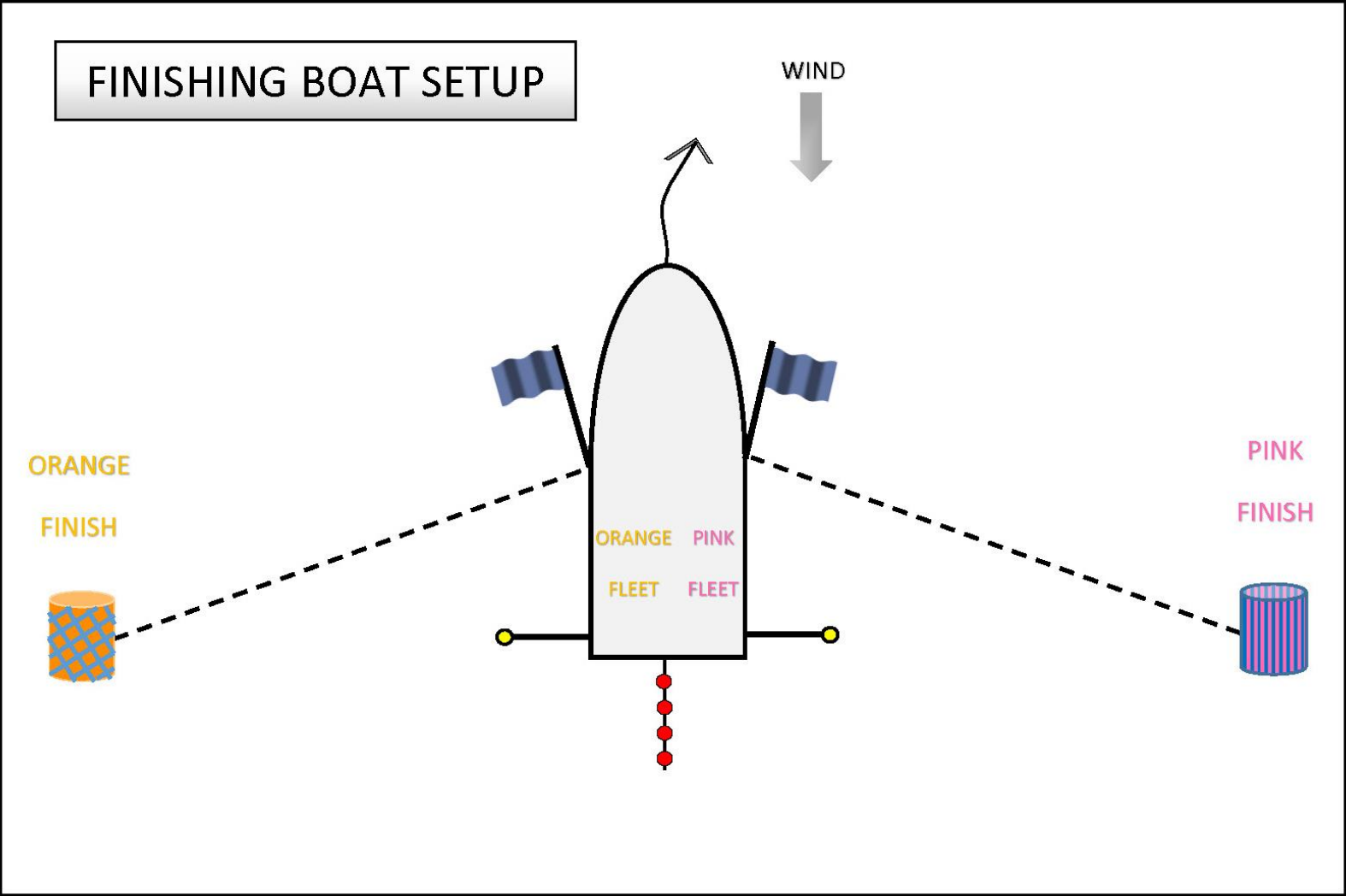
-  Start/Finsh Boat
-  Pink Buoys
-  Orange Buoys
-  Course Lines



# Attachment B: START BOAT ARRANGEMENT

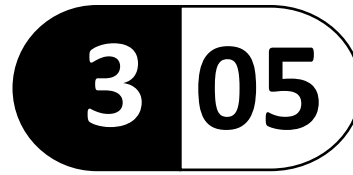


# Attachment C: FINISH BOAT ARRANGEMENT



# Attachment D: BOW NUMBERS

Example



1<sup>st</sup> number (white number with black background) is Division

2<sup>nd</sup> numbers (black numbers with white background) are boat number

*Application of Numbers: The hull needs to be clean (wipe with Methylated Sprits and allow to dry)*

*Removal of Numbers: Heat up the area with a hair dryer and slowly peel back*

